

Features

- Provides BNC access to 16 inputs or outputs, user configurable
- Also provides screw-terminal connectors for all signals

The DBK214 BNC module provides 16 BNC connectors for accessing analog I/O, digital I/O, or counter/timer signals. In addition, screw-terminal connections for all signals are accessed by removing the DBK214's top cover.

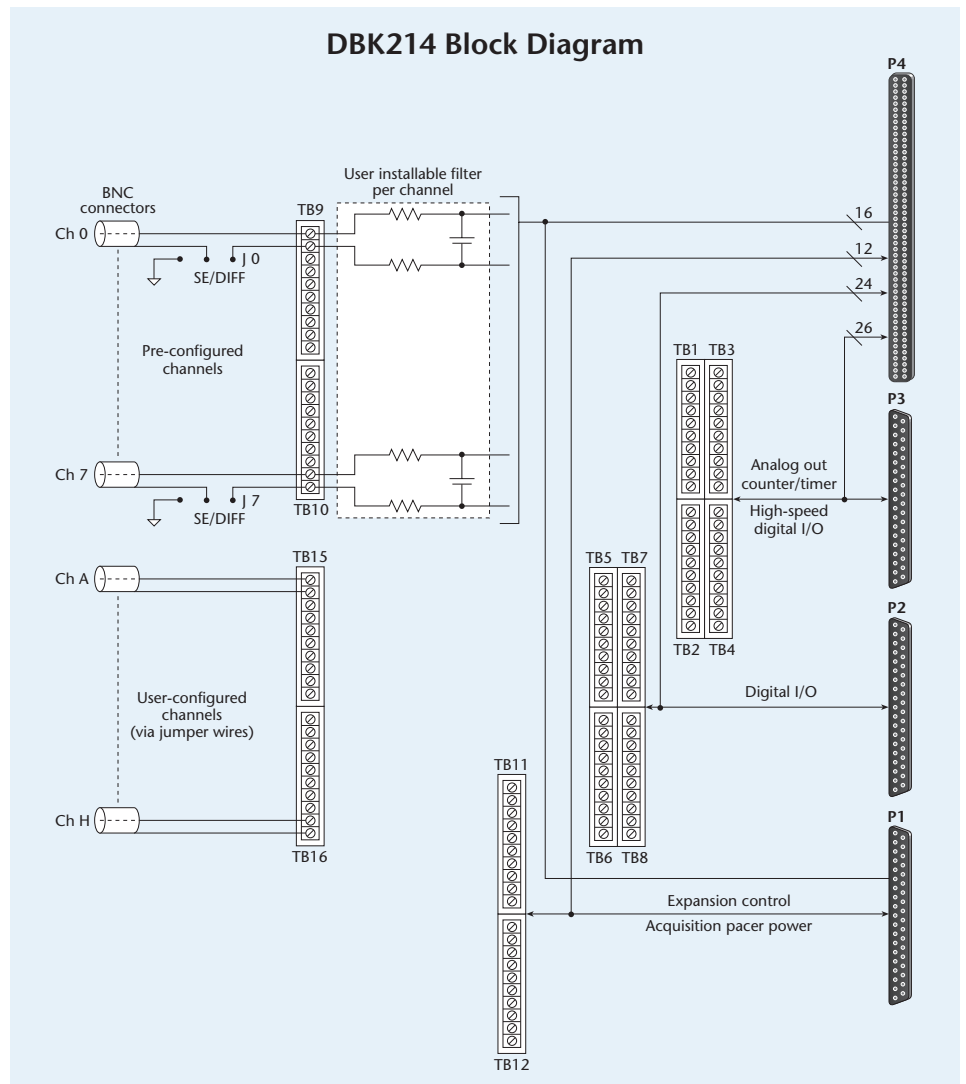
Eight of the BNC connectors are pre-defined as analog inputs and are jumper selectable as single ended or differential. Another eight BNC connectors can be configured by the user on a per channel basis as an analog input or output, digital I/O, or counter/timer channels. Signals attached to screw-terminal connections are routed through a slot in the front of the DBK214. The DBK214 is housed in a shielded metal enclosure which can be mounted to other DBK signal conditioning and expansion modules.

When used with any DaqBoard/2000 Series PCI board*, a single CA-195 100-pin cable is used to connect a DaqBoard to the P4 port on the DBK214. Male DB37 connectors on the DBK214 provide P1, P2, and P3 ports for another way to access signals or to connect DBK signal conditioning and expansion cards.

The DBK214 can also be used with any DaqBook, DaqScan, DaqLab, or LogBook Series product. The DB37 P1, P2, and P3 connectors on the DBK214 connect these products to the DBK214. Multiple CA-37-1 or CA-255-4T cables are used to connect each P1, P2, and P3 port on the DBK214 to the P1, P2 and P3 ports on the main A/D unit. A separate cable is needed to connect each port.



The DBK214 provides 16 BNC inputs or outputs, and internal screw-terminal connections



* For DaqBoard/500 Series and DaqBoard/1000 Series boards, use DBK215

DBK214

Specifications & Ordering Information

Specifications

Operating Environment

Temperature: -30 to 70 °C

Relative Humidity: 95% RH, non-condensing

Vibration: MIL STD 810E Category 1 and 10

Connectors

BNC: 16 BNC connectors

P4: 100-pin connector provides for connection to DaqBoard/2000 Series P4 connector via a CA-195 cable

P1: One P1 (DB37) connector provides for analog expansion via a CA-37-x or CA-255-X cable

P2: One P2 (DB37) connector provides for digital expansion via a CA-37-x or CA-255-X cable

P3: One P3 (DB37) connector provides for counter, digital I/O and analog output connection via a CA-37-1 or CA-255-X cable

Screw Terminals: 12 banks of 10 connector blocks.

Wire size 12 to 28 AWG.

Dimensions: 285 mm W x 220 mm D x 45 mm H
(11" x 8.5" x 2.7")

Weight: 1.36 kg (3 lbs)

Ordering Information

Description

16-connector BNC interface module with internal screw-terminal connections

Part No.

DBK214

Accessories & Cables

Rack-mount kit

RackDBK4

100-conductor expansion cable, mates with P4 on the DaqBoard/2000 Series

3 ft. expansion cable

CA-195

6 ft. expansion cable

CA-195-6

Same as CA-195 with

CE compliance; 3 ft.

CA-209

Molded T expansion cable; 2 in.

CA-255-2T

Molded T expansion cable; 4 in.

CA-255-4T

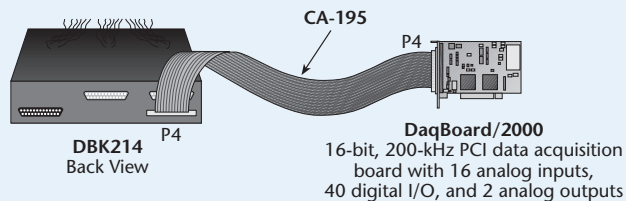
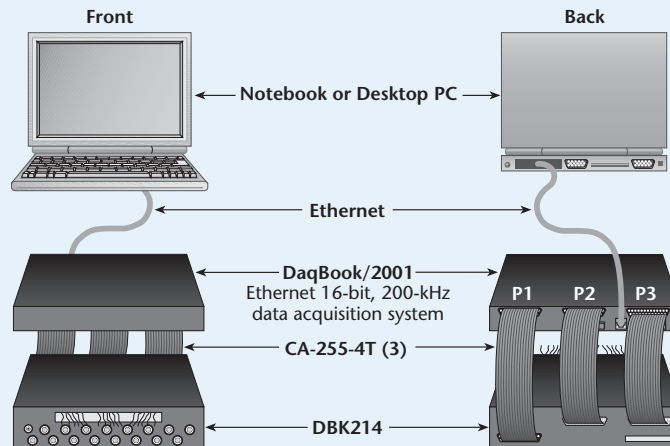
Ribbon cable, where x is the number of DBK devices attached

CA-37-x

Product Compatibility

- ✓ LogBook
- ✓ DaqBook
- ✓ DaqLab
- ✓ DaqScan
- ✓ DaqBoard/2000 Series

DBK214 System Examples



DBK214 shown with cover removed, providing access to all screw terminals



Rear view of DBK214 showing all connections to the A/D host