

Declaration of Conformity

According to ISO/IEC Guide 22 and EN 45014 Part #: 143-0740 Rev 1-97

Manufacturer's Name: IOtech, Inc.
Manufacturer's Address: 25971 Cannon Road
Cleveland, Ohio 44146
USA


Declares that the product:

Product Name: Serial488/4
Description: 4-Channel IEEE 488.2/Serial Converter

Conforms (under conditions on reverse side) to the following standards:

Safety: EN 61010-1 1993
EMC: CISPR22:1985
EN 55022: 1988 class A
IEC 801-2: 1984/prEN50082-1:1992±2kV AD, criterion A
IEC 801-3: 1984/prEN50082-1:1992-10V/m, criterion A
IEC 801-4: 1988/prEN50082-1:1992±0.5kV signal ±1 kV line, criterion A

Place: Cleveland, Ohio USA
Date: 1/1997

Signature: 
Full Name: Paul Wittibschlager
Position: Director of Hardware Engineering








European Contact: _____


CE Compliant Operating Conditions

Product Name: Serial488/4
Description: 4-Channel IEEE 488.2/Serial Converter

To maintain safety, emission, and immunity standards of this declaration, the following conditions must be met.

- * IEEE cables must have a braided shield connected circumferentially to their connectors' metal shells.
- * All cable screw locks must be tightened at both ends of the cable.
- * The host computer must be properly grounded.

-  The operator must observe all safety cautions and operating conditions specified in the documentation for all hardware used.
-  The host computer, peripheral equipment, power sources, and expansion hardware must be CE compliant.
-  All power must be off to the Serial488/4 and externally connected equipment before internal access to the Serial488/4 is permitted.
-  Not for use with signal levels exceeding ±15 V_{peak} to earth ground. Overvoltage Category I for signal inputs. Overvoltage Category II for AC main.
-  Fuses:
¼-A slow-blow fuse, Littelfuse 313.250; 105 - 125 V operation.
1/8-A slow-blow fuse, Littelfuse 313.125; 210 - 250 V operation.
-  The IEEE 488 terminal is meant to be used only with non-isolated IEEE 488 system. The common mode voltage (cable shell to earth) must be zero.
-  Protective conductor terminal on AC line connector must be connected to an external protective earthing system.

 **WARNING.** Noted conditions pertain to potential safety hazards. When you see this symbol on the product or in the documentation, carefully read the related information and be alert to the possibility of personal injury.